



Push-In Conduit Fittings: Straight & Elbow - Nylon

Part Numbers		Thread Type & Size	Fits Nominal Conduit Size	Straight Fittings - Dimensions in Inches (mm)				Elbow Fitting - Dimensions in Inches (mm)					
				A	B	C	D	A	E	F	G	H	
-4 °F to 176 °F (-20 °C to 80 °C)													
			See page 49 for thread specs	Clearance Hole +.01" (+.25 mm)	Thread Length	Body Length	Wrench Flat	Clearance Hole	Thread Length	Body Height	Body Length	Wrench Flat	
SM09AA-BK	EM09AA-BK	PG 9	10	.60 (15.2)	.31 (8)	.91 (23)	.67 (17)	.60 (15.2)	.31 (8)	1.69 (43)	.91 (23)	.75 (19)	
SM11AA-BK	EM11AA-BK	PG 11	12	.73 (18.5)	.31 (8)	.98 (25)	.83 (21)	.73 (18.5)	.31 (8)	1.89 (48)	1.06 (27)	.87 (22)	
SM13AA-BK	EM13AA-BK	PG 13 / 13.5	14	.80 (20.3)	.35 (9)	1.10 (28)	.94 (24)	.80 (20.3)	.35 (9)	2.04 (52)	1.20 (30.5)	.94 (24)	
SM16AA-BK	EM16AA-BK	PG 16	17	.88 (22.3)	.39 (10)	1.14 (29)	1.06 (27)	.88 (22.3)	.39 (10)	2.20 (56)	1.28 (32.5)	1.06 (27)	
SM21AA-BK	EM21AA-BK	PG 21	23	1.12 (28.4)	.43 (11)	1.26 (32)	1.38 (35)	1.12 (28.4)	.43 (11)	2.76 (70)	1.57 (40)	1.30 (33)	
SM29AA-BK	EM29AA-BK	PG 29	29	1.47 (37.3)	.43 (11)	1.38 (35)	1.65 (42)	1.47 (37.3)	.43 (11)	3.27 (83)	2.03 (51.5)	1.65 (42)	
SM36AA-BK	-	PG 36	37	1.85 (47)	.51 (13)	1.61 (41)	1.97 (50)	-	-	-	-	-	
SM48AA-BK	-	PG 48	50	2.34 (59.4)	.55 (14)	1.81 (46)	2.52 (64)	-	-	-	-	-	
SM09NA-BK	EM09NA-BK	3/8" NPT	10	.68 (17.2)	.60 (15)	.91 (23)	.67 (17)	.68 (17.2)	.60 (15)	1.69 (43)	.91 (23)	.75 (19)	
SM16NA-BK	EM16NA-BK	1/2" NPT	17	.83 (21.1)	.51 (13)	1.14 (29)	1.06 (27)	.83 (21.1)	.51 (13)	2.20 (56)	1.28 (32.5)	1.06 (27)	
SM21NA-BK	EM21NA-BK	3/4" NPT	23	1.05 (26.7)	.51 (13)	1.26 (32)	1.38 (35)	1.05 (26.7)	.51 (13)	2.76 (70)	1.57 (40)	1.30 (33)	
SM29NA-BK	EM29NA-BK	1" NPT	29	1.35 (34.3)	.59 (15)	1.38 (35)	1.65 (42)	1.35 (34.3)	.59 (15)	3.27 (83)	2.03 (51.5)	1.65 (42)	
SM16MA-BK	EM16MA-BK	M16 x 1.5	10	.63 (16)	.31 (8)	.91 (23)	.67 (17)	.63 (16)	.31 (8)	1.69 (43)	.91 (23)	.75 (19)	
SM20MA-BK	EM20MA-BK	M20 x 1.5	14	.79 (20)	.35 (9)	1.10 (28)	.94 (24)	.79 (20)	.35 (9)	2.04 (52)	1.20 (30.5)	.94 (24)	
SM25MA-BK	EM25MA-BK	M25 x 1.5	23	.98 (25)	.43 (11)	1.26 (32)	1.38 (35)	.98 (25)	.43 (11)	2.76 (70)	1.57 (40)	1.30 (33)	
SM32MA-BK	EM32MA-BK	M32 x 1.5	29	1.26 (32)	.43 (11)	1.38 (35)	1.65 (42)	1.26 (32)	.43 (11)	3.27 (83)	2.03 (51.5)	1.65 (42)	

*O-Rings Included on Elbow Fittings



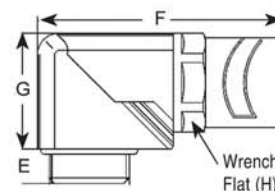
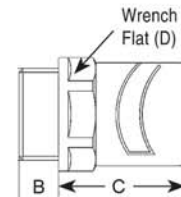
SM - (Straight) Push-In Conduit Fittings

The fastest and most labor saving method to connect flexible Nylon Conduit to a Push-in Fitting. The Nylon Conduit is inserted into the Fitting until the hook snaps over the ridge of the Corrugated Tubing. The Conduit can be mounted rigid or turnable.

- IP 54 rating can be obtained with an O-Ring
- IP 65 rating can be obtained with a Fixed Installation

EM - (90° Snap Elbows) Push-In Conduit Fittings

A combination of a unique 90° Snap Elbow and Straight Push-in Fitting. Elbow Fittings snap open & closed for easy installation of wires.



SM & EM Fittings feature a Locking Ridge to hold Conduit Tubing in place.

They also have an O-Ring groove for optional O-Ring installation.

